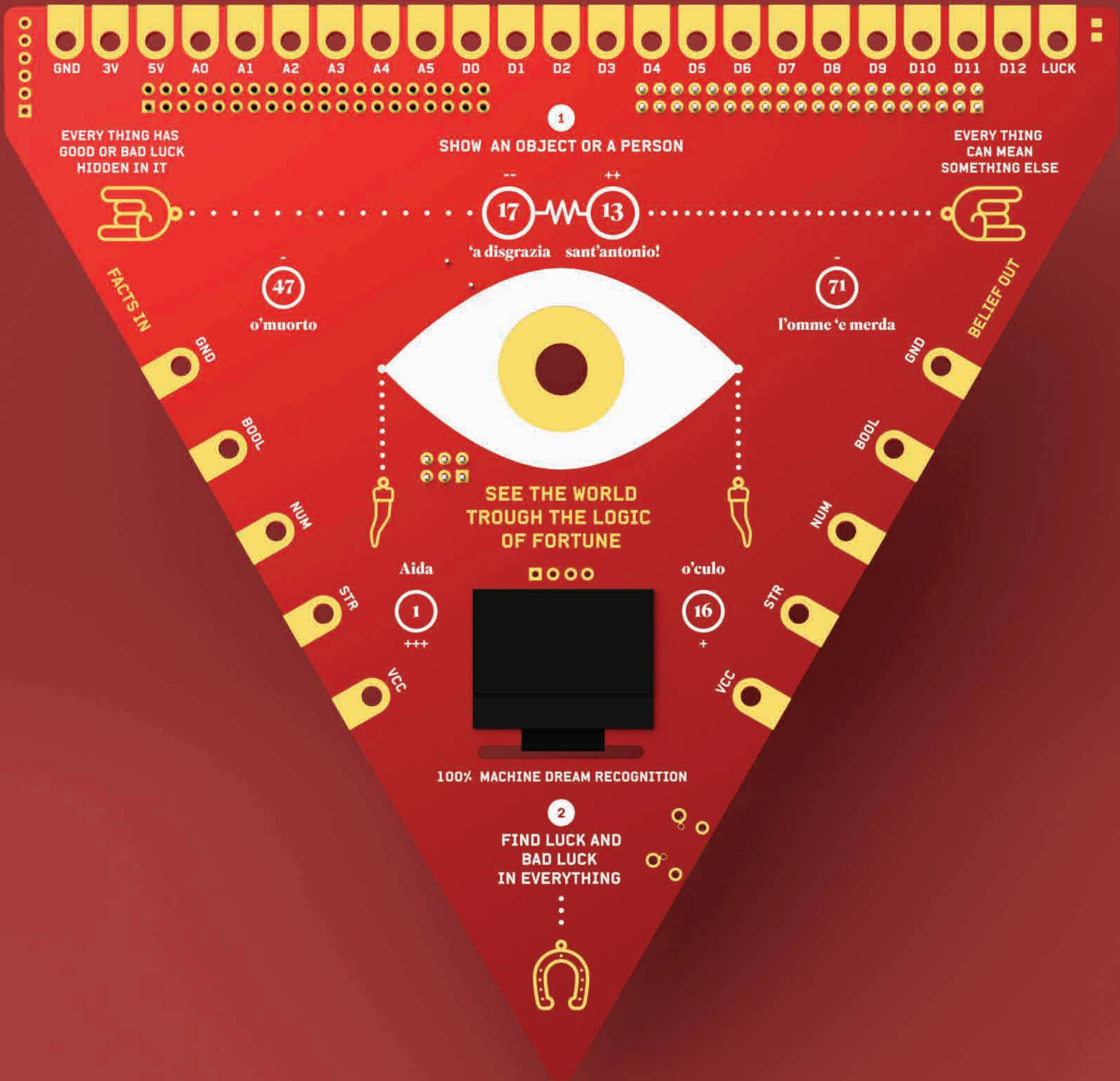
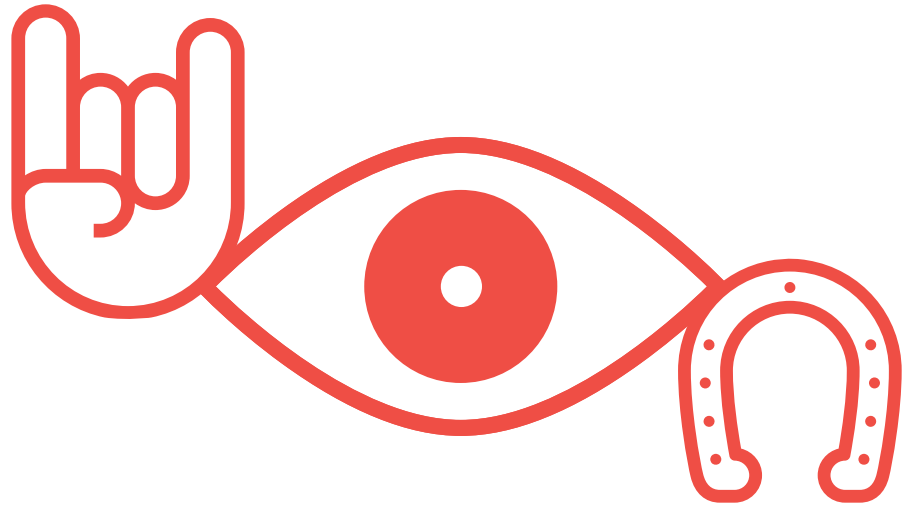


BIY.SEE
FORTUNE
RECOGNITION KIT





BIY.SEE

FORTUNE RECOGNITION KIT

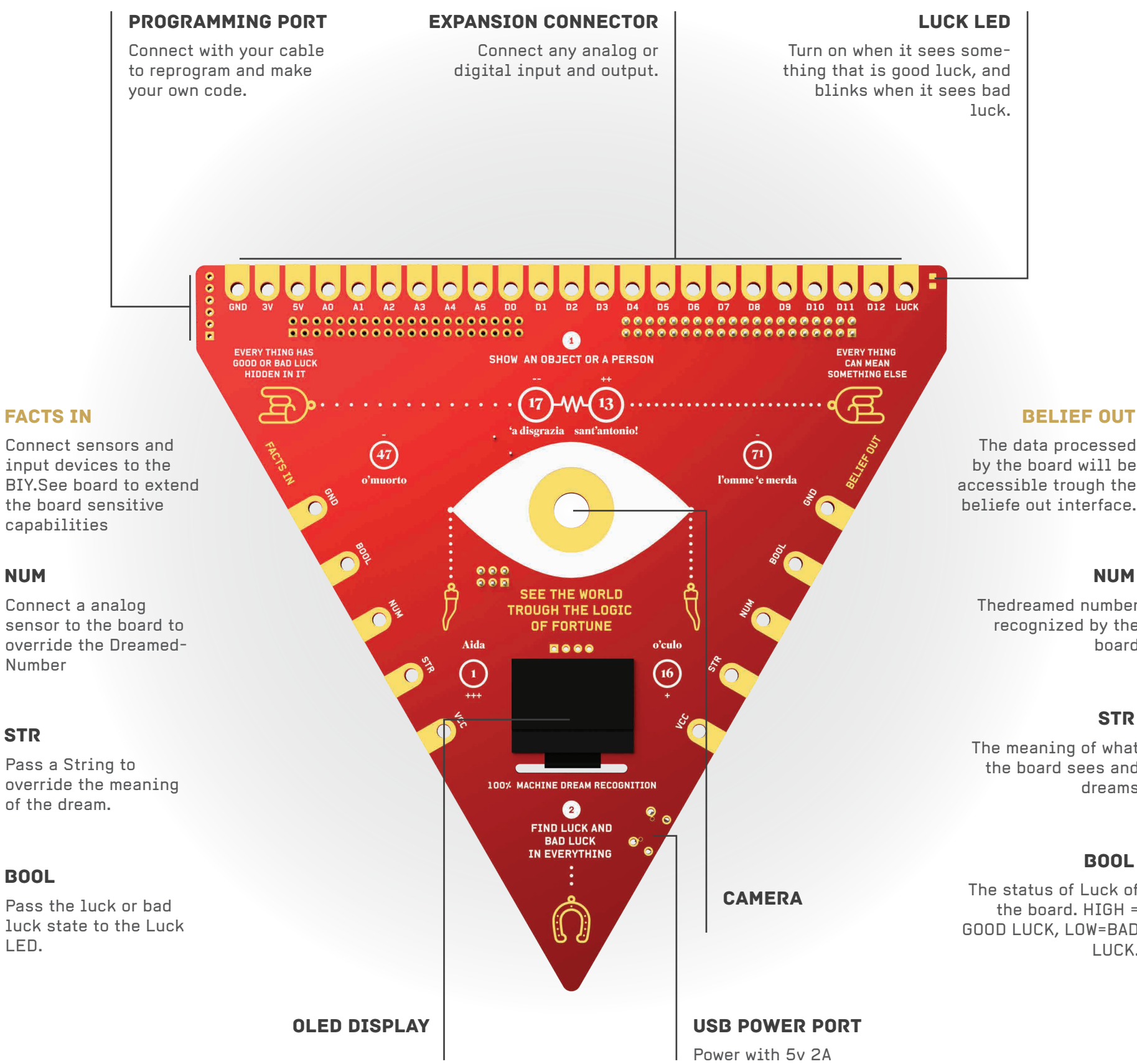
THANK YOU FOR PURCHASING THIS KIT!

Most technology is made for us to believe in it, BIY lets you create and hack with your own logic and beliefs!

All the BIY kits are built with the state of art machine intelligence software, trained on vernacular knowledge and popular wisdom and translated into playful and educational electronics kits.

Build your own projects to see good and bad luck in everything around you. The BIY See Boards comes preloaded with special trained models and functions!

BOARD FRONT



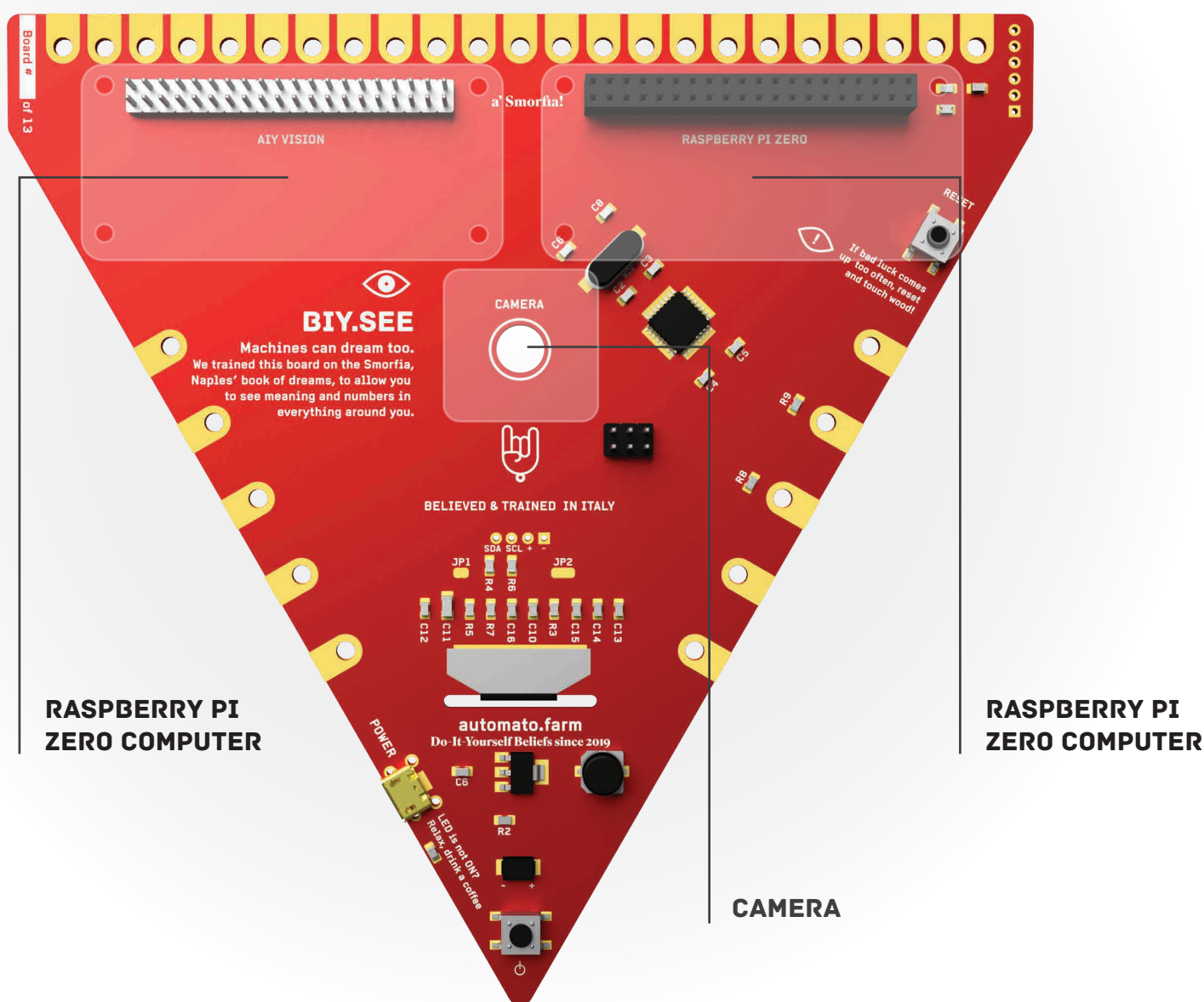
BOARD BACK

KEY FUNCTIONS AND LIBRARIES


BAD LUCK ALERT
The board uses the camera feed to interpret the scene and inform the user of very unlucky configurations (e.g. a black cat crossing the street - 17 people sitting at a dinner table, or a person opening an umbrella indoor).

DEEPTO SMORFIA
The board interprets what it sees according to the "smorfia" a book that details the old Neapolitan tradition in which dreams are analyzed and converted into numbers.

FACE 2 'JETTATORE'
Our Facial recognition is trained on specific facial physiognomies of people that normally bring bad luck (known as Jettatore)




HOW TO USE THE BIY.SEE BOARD




1. POWER UP YOUR BOARD

Connect the golden usb cable to the micro usb port.




2. WAIT FOR THE THE BOARD TO START DREAMING

The board will boot up its Fortune recognition system, which allows the board to interpret real life things into correspondent dream elements based on the 'Smorfia' the antique books of dreams from Naples.




3. POINT THE BOARD TO AN OBJECT OR A PERSON

Point the board in the direction of an object to recognize the Fortune in it.



4. SEE THE LUCKY NUMBERS HIDDEN IN YOUR SURROUNDINGS

Once the recognition is done, You will see the interpretation on the display, where a number and an element will appear. Use these numbers at your will: play the Lotto or choose your lucky number.



5. MONITOR CONSTANTLY BAD LUCK


At all time the board will look out for particular bad luck elements like Black Cats, Stairs, Hats on Beds and Jettatore (people with distinctive bad luck features) and output a HIGH on the bad Luck LED.

BUILD A BAD LUCK DETECTOR




1. GATHER ALL THE COMPONENTS YOU WILL NEED

Speaker Kit (not included), Alligator Clips, Cardboard.




2. CONNECT TO YOUR BIY BOARD TO THE SPEAKER

Use the Clips inside the kit to connect the BOOL Output to the BOOL Input Port of your Speaker Kit.




3. RUN THE BASE BAD LUCK TWEAK THE SIGN TO DETECT

The Board will by default signal signs of Black Cats and Jettatores. Connect to the board to tweak the Libraries of Bad luck Detection to your own superstition and culture.



4. HEAR WHEN BAD LUCK SIGNS ARE NEAR YOU

The Detector will make a loud whistle every time it sees some sign of bad luck to avoid. You can customize the signal to your will!



5. TURN YOUR DETECTOR INTO A WEARABLE OR A HOME ALARM

The possibilities are endless, customize the cover or the attachments to turn the detector into a wearable devices for you or as a home detector for all your family.



automato.farm
Do-It-Yourself Beliefs since 2019